

AS COND - AS COND EX

Indoor/outdoor gas condensing floor-standing hot air generators



Technical and construction characteristics

The AS COND and AS COND EX models have the following characteristics:

- Combustion chamber in AISI 430 stainless steel
- Heat exchanger with AISI stainless steel corrugated tubes 316L and condensate drain (patented)
- Frame in aluminum profiles.
- Sandwich paneling in galvanized and pre-painted sheet metal, with interposed thermo-acoustic insulation and galvanized sheet metal protection inside.
- Fan unit with double inlet centrifugal fans coupled to three-phase electric motors via transmission or direct for single-phase.
- Tri-thermostat for automatic start/stop of the fans, operating limit and safety limit of the burner.
- Electrical control panel with main switch, winter/summer operation switch, protections, warning lights
- Modulating premixed methane or LPG gas burner, low Nox, complete with gas train, equipment microprocessor flame control, which interfaces with the Multifunction digital remote control.
- Multifunction digital remote control, with functions of: adjustment of burner modulation and thermostat environment via its probe; dei programmer clock times and modes of operation; compensation of modulation based on the external temperature.
- Possibility of remote control and centralization of multiple devices, via RS485 interface.



HIGH YIELD
107% CERTIFIED



ERP
READY



SISTEMA A
CONDENSAZIONE



CAMERA DI
COMBUSTIONE IN
ACCIAIO INOX-INOX



COMANDO
REMO TO
DI SERIE

MODEL	CAPACITY THERMAL kW	POWER THERMAL kW	WITH BURNER METHANE/LPG €	PLENUM 3 WAY €	VENT ON THE 4 SIDE €	EARNINGS FILTERS €	FIRE DAMPER ON THE CANAL DELIVERY €	FIRE DAMPER ON THE CANAL OF RECOVERY €
AS COND 50	61,10	59,80	13.830,00	1.380,00	140,00	520,00	-	-
AS COND 50 EX			15.100,00	-	-		770,00	1.240,00
AS COND 65	76,00	73,00	14.070,00	1.380,00	140,00	520,00	-	-
AS COND 65 EX			15.390,00	-	-		770,00	1.240,00
AS COND 80	98,50	96,30	18.200,00	1.550,00	180,00	600,00	-	-
AS COND 80 EX			19.940,00	-	-		920,00	1.400,00
AS COND 100	122,00	116,60	18.580,00	1.550,00	180,00	600,00	-	-
AS COND 100 EX			20.360,00	-	-		920,00	1.400,00
AS COND 150	179,00	178,60	26.300,00	2.060,00	210,00	1.200,00	-	-
AS COND 150 EX			29.070,00	-	-		1.140,00	1.570,00
AS COND 175	203,00	201,80	27.070,00	2.060,00	210,00	1.200,00	-	-
AS COND 175 EX			29.850,00	-	-		1.230,00	1.570,00
AS COND 200	238,00	234,20	27.870,00	2.060,00	210,00	1.200,00	-	-
AS COND 200 EX			30.720,00	-	-		1.230,00	1.315,00
AS COND 250	270,00	269,00	42.200,00	2.180,00	380,00	1.480,00	-	-
AS COND 250 EX			44.800,00	-	-		1.900,00	2.050,00
AS COND 300	313,00	310,00	46.730,00	2.180,00	380,00	1.480,00	-	-
AS COND 300 EX			49.340,00	-	-		1.900,00	2.050,00
AS COND 425	425,00	428,40	62.050,00	3.140,00	550,00	2.050,00	-	-
AS COND 425 EX			66.920,00	-	-		2.140,00	3.360,00
AS COND 500	500,00	495,50	71.290,00	3.140,00	550,00	2.050,00	-	-
AS COND 500 EX			76.400,00	-	-		2.140,00	3.360,00
AS COND 600	600,00	592,80	78.100,00	4.000,00	630,00	2.880,00	-	-
AS COND 600 EX			80.650,00	-	-		2.420,00	3.670,00

* For the version with air intake from below (not lateral), increase the list price of the AS COND - AS COND EX generator by 10%

AS COND - AS COND EX

Indoor/outdoor gas condensing floor-standing hot air generators

Accessories AS COND - AS COND EX

MODEL	CAPACITY THERMAL kW	POWER THERMAL kW	WITH BURNER METHANE/LPG Code	PLENUM 3 WAY Code	VENT ON THE 4 SIDE Code	CASSA FILTRI Code	FIRE DAMPER ON THE CANAL DELIVERY Codice	FIRE DAMPER ON THE CANAL OF RECOVERY Code
AS COND 50	61,10	59,80	38400000	38400020	38400021	38400025	-	-
AS COND 50 EX			38400001	-	-		38400026	38400027
AS COND 65	76,00	73,00	38410000	38410020	38410021	38410025	-	-
AS COND 65 EX			38410001	-	-		38410026	38410027
AS COND 80	98,50	96,30	38420000	38420020	38420021	38420025	-	-
AS COND 80 EX			38420001	-	-		38420026	38420027
AS COND 100	122,00	116,60	38430000	38430020	38430021	38430025	-	-
AS COND 100 EX			38430001	-	-		38430026	38430027
AS COND 150	179,00	178,60	38440000	38440020	38440021	38440025	-	-
AS COND 150 EX			38440001	-	-		38440026	38440027
AS COND 175	203,00	201,80	38450000	38450020	38450021	38450025	-	-
AS COND 175 EX			38450001	-	-		38450026	38450027
AS COND 200	238,00	234,20	38460000	38460020	38460021	38460025	-	-
AS COND 200 EX			38460001	-	-		38460026	38460027
AS COND 250	270,00	269,00	38470000	38470020	38470021	38470025	-	-
AS COND 250 EX			38470001	-	-		38470026	38470027
AS COND 300	313,00	310,00	38480000	38480020	38480021	38480025	-	-
AS COND 300 EX			38480001	-	-		38480026	38480027
AS COND 425	425,00	428,40	38490000	38490020	38490021	38490025	-	-
AS COND 425 EX			38490001	-	-		38490026	38490027
AS COND 500	500,00	495,50	38500000	38500020	38500021	38500025	-	-
AS COND 500 EX			38500001	-	-		38500026	38500027
AS COND 600	600,00	592,80	38510000	38510020	38510021	38510025	-	-
AS COND 600 EX			38510001	-	-		38510026	38510027

* For the version with air intake from below (not lateral), increase the list price of the AS COND - AS COND EX generator by 10%

** Upon request it is possible to quote versions up to 620 kW

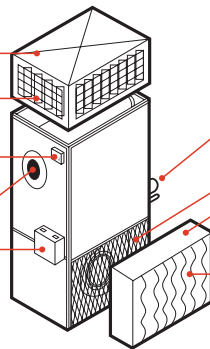
3-way plenum

Diffusers with adjustable fins

Fan limit

Burner plate

Electrical cabinet



Fume exhaust

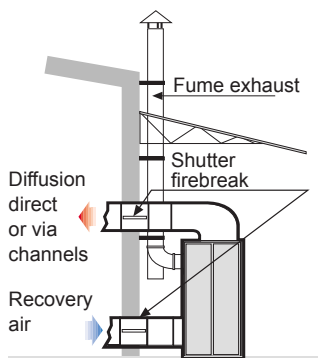
Intake grille (supplied as standard on the left) for particular installation needs the position of the grill can be reversed

Frame for return filter

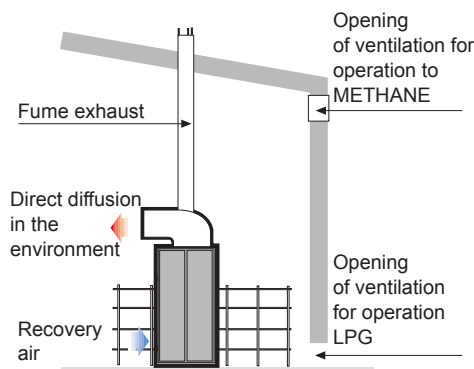
Shooting filter

AS COND - AS COND EX installation examples

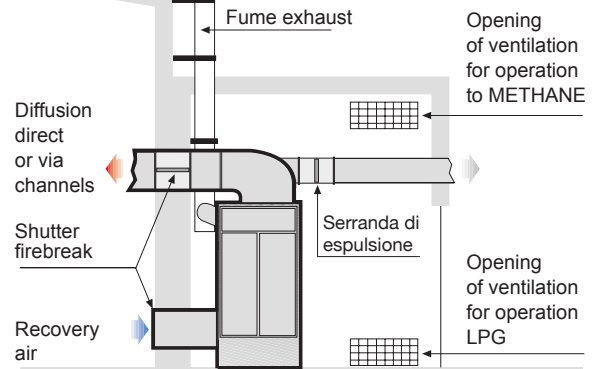
Installation example on the outside



Example of installation inside the room to be heated



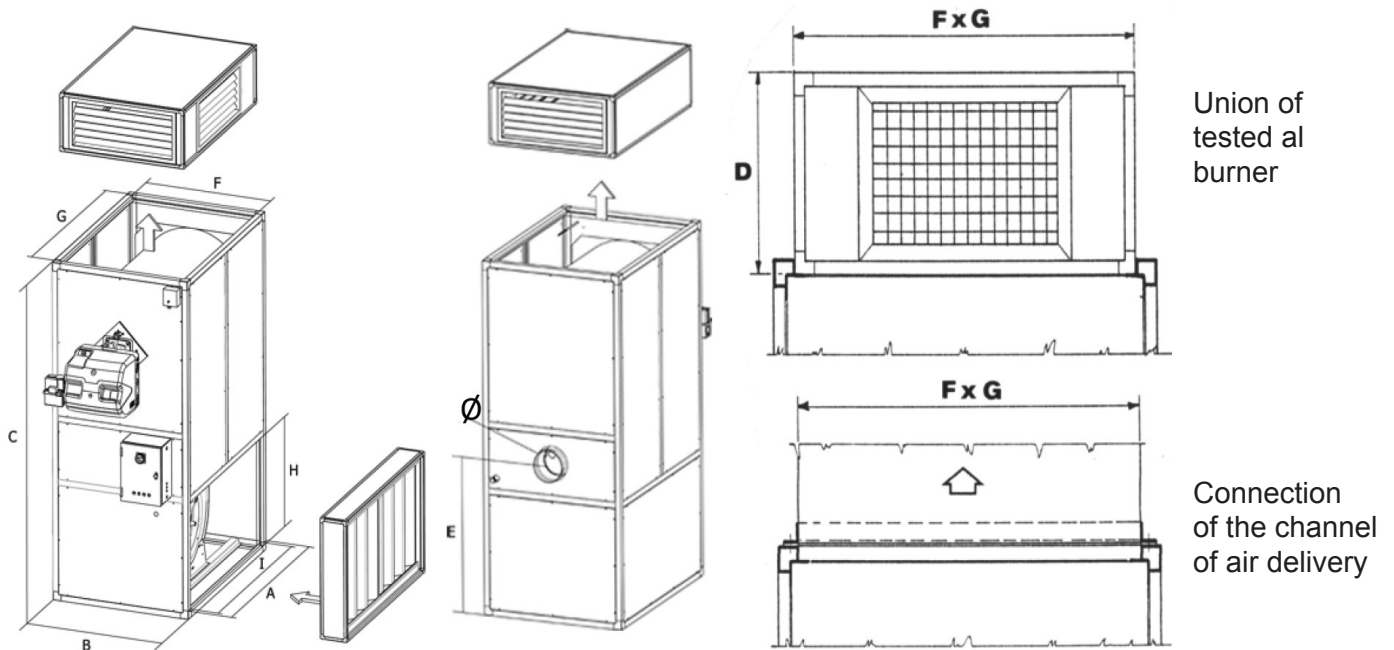
Installation example in a thermal power plant



AS COND - AS COND EX

Indoor/outdoor gas condensing floor-standing hot air generators

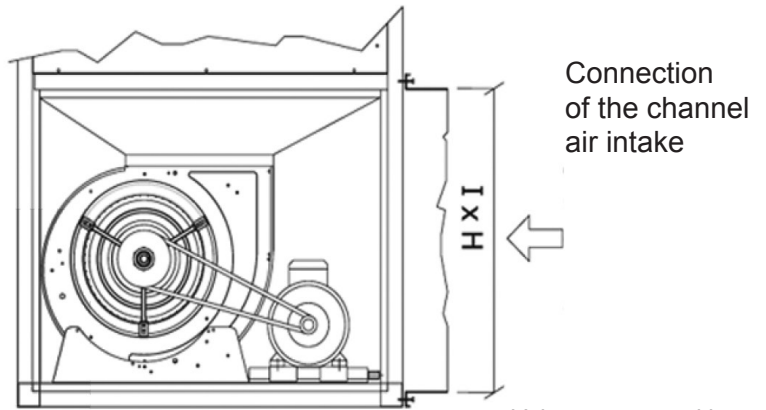
Dimensions and weights AS COND



From mod. AS COND 50 to mod. AS COND 200
The air intake is on the LEFT

From mod. AS COND 250 to mod. AS COND 600
The air intake is on the RIGHT

RIGHT and LEFT are intended with respect to the burner side.
In the drawing the shot is on the RIGHT
The position of the grill can be reversed.



Values expressed in mm

Models	Length	Length	Height	Height header	Height I unload you smoke	Attack for air delivery		Attack for air intake		Profile of the chassis	I unload you smoke	Weight of generator of hot air*		Weight net header
	A	B	C	D	E	F	G	H	I	L	Ø	kg	kg	kg
AS COND 50	870	636	1750	305	860	596	830	630	830	20	100	165	175	10
AS COND 65	870	636	1750	305	860	596	830	630	830	20	100	170	180	12
AS COND 80	1020	750	1950	405	935	670	940	690	940	40	130	270	282	37
AS COND 100	1020	750	1950	405	935	670	940	690	940	40	130	275	287	37
AS COND 150	1440	1020	2340	405	1070	940	1360	760	1360	40	150	435	450	40
AS COND 175	1440	1020	2340	405	1070	940	1360	760	1360	40	150	440	455	40
AS COND 200	1440	1020	2340	405	1070	940	1360	760	1360	40	150	445	460	40
AS COND 250	1790	1020	2340	405	1130	940	1710	760	1710	40	200	570	590	46
AS COND 300	1790	1020	2340	405	1130	940	1710	760	1710	40	200	580	600	46
AS COND 425	2300	1340	2660	405	1220	1260	2220	930	2220	40	250	885	905	67
AS COND 500	2300	1340	2660	405	1220	1260	2220	930	2220	40	250	905	925	67
AS COND 600 ⁽¹⁾	2300	1500	2840	445	1400	1420	2220	1070	2220	40	250	1015	1035	70

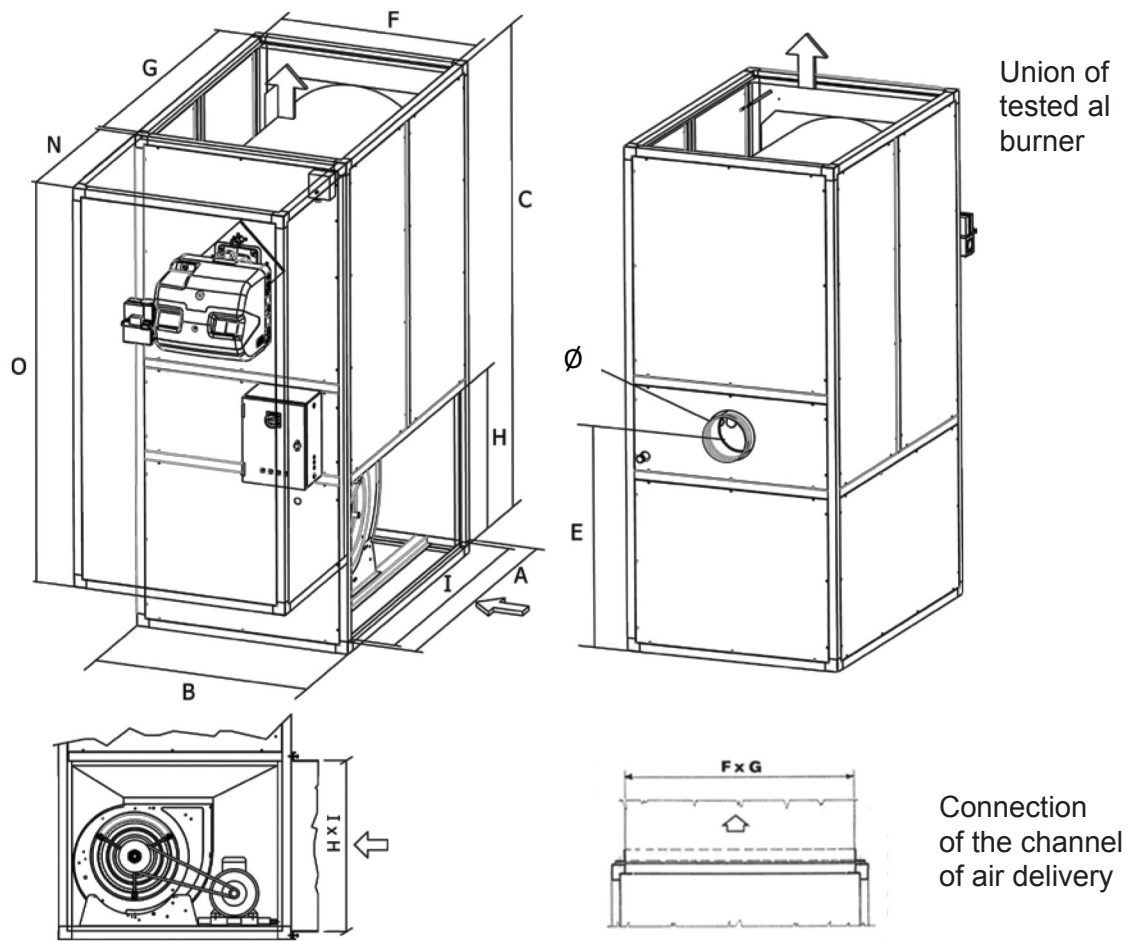
(1) the mod. AS COND 600 is made in n. 2 sections with the height of the ventilation section of 1150 mm and the heating section of 1690 mm

*Complete with burner and gas train

AS COND - AS COND EX

Indoor/outdoor gas condensing floor-standing hot air generators

Dimensions and weights AS COND EX



From mod. AS COND 50 to mod. AS COND 200 the air grille is on the LEFT
 From mod. AS COND 250 to mod. AS COND 600 the air grille is on the RIGHT

RIGHT and LEFT are intended with respect to the burner side.
 In the drawing the shot is on the RIGHT. The position of the grid can be reversed.

Values expressed in mm

Models	Length A	Length B	Height C	Height I unload you smoke E	Attack for air delivery		Attack for air intake		Burner cabin		I unload you smoke Ø	Weight of the hot air generator*	
					F	G	H	I	Depth N	Height O		Net kg	Packed kg
AS COND EX 50	870	636	1750	860	596	830	630	830	400	1100	100	187	197
AS COND EX 65	870	636	1750	860	596	830	630	830	400	1100	100	192	202
AS COND EX 80	1020	750	1950	935	670	940	690	940	400	1220	130	295	307
AS COND EX 100	1020	750	1950	935	670	940	690	940	400	1220	130	300	312
AS COND EX 150	1440	1020	2340	1070	940	1360	760	1360	600	1700	150	479	494
AS COND EX 175	1440	1020	2340	1070	940	1360	760	1360	600	1700	150	484	499
AS COND EX 200	1440	1020	2340	1070	940	1360	760	1360	600	1700	150	489	504
AS COND EX 250	1790	1020	2340	1130	940	1710	760	1710	800	2170	200	615	635
AS COND EX 300	1790	1020	2340	1130	940	1710	760	1710	800	2170	200	625	645
AS COND EX 425	2300	1340	2660	1220	1260	2220	930	2220	900	2500	250	970	985
AS COND EX 500	2300	1340	2660	1220	1260	2220	930	2220	900	2500	250	990	1005
AS COND EX 600	2300	1500	2840	1400	1420	2220	1070	2220	900	2680	250	1120	1140

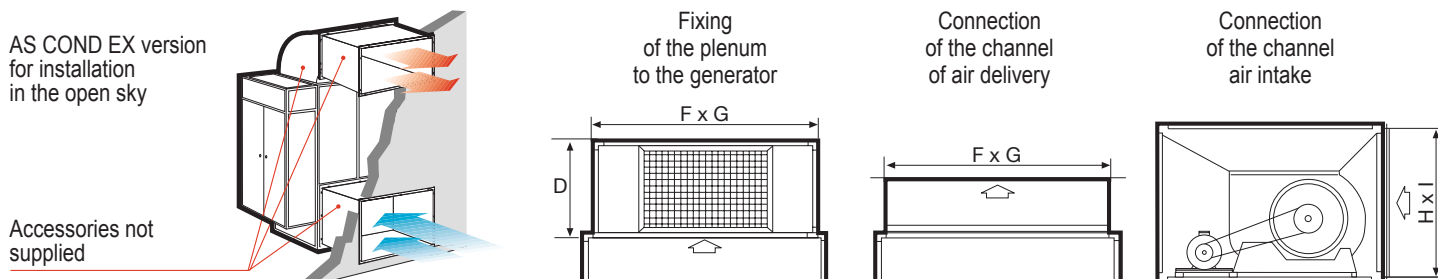
*Complete with burner and gas train

AS COND - AS COND EX

Indoor/outdoor gas condensing floor-standing hot air generators

Ductable AS COND - AS COND EX

When the generator is installed in a special heating plant, the air distribution is entrusted to a system of ducts, which quickly and silently bring the hot air to every room.



Technical data table of AS COND - AS COND EX 50÷175 floor-standing generators

Description	U.M.	50	65	80	100	150	175
Category	ITALIA	II 2H3B / P					
Type of appliance based on exhaust/combustion air intake		B 23 - C13 - C33 - C53					
Nominal heat input Qn	kW	61,1	76,0	98,5	122	179	203,0
Nominal heat output Pn	kW	59,8	73,0	96,3	116,6	178,6	201,8
Thermal efficiency at nominal heat output Pn	%	97,9	96,1	97,8	95,6	99,8	99,4
Heat input at 50% of the nominal heat input	kW	30,55	38,00	49,25	61,00	89,50	101,5
Thermal power at 50% of the nominal heat input	kW	31,8	39,0	51,6	62,1	93,8	106,0
Thermal efficiency at 50% of the nominal heat input	%	104,2	102,6	104,9	101,8	104,8	104,5
Minimum heat input Qmin	kW	22	22	31	31	53	53
Thermal power at Qmin	kW	23,30	23,30	33,40	33,40	56,65	56,55
Thermal efficiency at minimum heat input Qmin	%	106,0	106,0	107,8	107,8	106,9	
Back pressure in the combustion chamber with G20 at Qn	mbar	4,3	7,5	3,4	5,1	3,9	5,2
Back pressure in the combustion chamber with G30 at Qn	mbar	4,0	7,4	3,1	4,7	3,7	5,0
Condensation produced at ambient temperature 20 °C	l/h	2,15	2,15	4,06	4,06	4,50	

AERAUIC PERFORMANCE

Air flow at 18 °C	m³/h	4700	6100	7560	9200	13000	15800
Useful static pressure	Pa	150	150	150	150	200	200
ΔT air lalla PN	°C	37,4	35,1	37,2	37,2	40,4	37,6

MAX GAS CONSUMPTION AT 15 °C - 1023 mbar

Methane G20 at 20 mbar	m³/h	6,47	8,04	10,42	12,91	18,94	21,48
Natural gas G25 at 25 mbar	m³/h	7,52	9,40	12,1	15,0	22,0	25,00
Propane G31 at 37 mbar	Kg/h	4,75	5,90	7,65	9,48	13,91	15,77
Butane G30 at 28 mbar	Kg/h	4,82	5,99	7,77	9,62	14,12	16,01
CO2 at QN with G20 (tolerance ± 0.2)	%	8,7	8,9	8,9	8,9	8,8	8,7
CO2 at QN with G31 (tolerance ± 0.2)	%	10,5					
NOx (≤ 50 mg/kWh)	CL	Classe 5					

ELECTRICAL DATA

Fan motor electric power	kW x n.	0,736	0,736	1,5	2,2	3,0	4
Fan motor supply voltage		230V/1/50Hz		400V/3+N/50Hz			
Fan motor absorption	A	6,7		3,5	4,9	6,3	8,3
Fan motor input voltage 3F230V50Hz	A	-		6,2	9,3	12,0	15
Sound pressure (at 5 m)	dB(A)	70	72	72	73	71	73
Degree of protection for the EX version		IP X5D					

ELECTRICAL DATA WITH USEFUL AIR PRESSURE 300 Pa

Electrical power of the fan motor	kW	1,1	1,5	2,2	3,0	4,0	5,5
Fan motor supply voltage		400V/3+N/50Hz					
Fan motor input voltage 3F400V50Hz	A	2,9	3,5	4,9	6,3	8,3	11,3
Fan motor input voltage 3F230V50Hz	A	4,8	6,2	8,5	11,1	14,4	19,6
Diameter of flue exhaust connection / Combustion air intake	mm	100/100		130/130		150/150	

AS COND - AS COND EX

Indoor/outdoor gas condensing floor-standing hot air generators

Technical data table of AS COND - AS COND EX 200÷600 floor-standing generators

Description	U.M.	200	250	300	425	500	600
Category	ITALIA	II 2H3B / P					
Type of appliance based on exhaust/combustion air intake		B 23 - C13 - C33 - C53					
Nominal heat input Q _{nom}	kW	238	270	313	425	500	600
Nominal heat output P _n	kW	234,2	269,0	310,0	428,4	495,5	592,8
Thermal efficiency at nominal heat output P _n	%	98,4	99,3	98,7	100,8	99,1	98,8
Minimum heat input Q _{min}	kW	119,0	162,0	187,8	128,0	150,0	180,0
Thermal power at Q _{min}	kW	123,6	167,3	191,3	137,7	159,0	189,5
Thermal efficiency at minimum heat input Q _{min}	%	103,9	103,3	101,8	107,6	106,0	105,3
Back pressure in the combustion chamber with G20 at Q _{nom}	mbar	6,2	4,0	4,8	4,9	6,1	7,9
Back pressure in the combustion chamber with G30 at Q _{nom}	mbar	5,9	3,8	4,6	4,6	5,8	7,6
Condensation produced at ambient temperature 20 °C	l/h	4,50	5,52	5,20	14,8	13,0	14,4
AEREAULIC PERFORMANCE							
Air flow at 18 °C	m ³ /h	18000	20800	24000	32500	38300	41000
Useful static pressure	Pa	200	200	200	200	200	160
ΔT air lalla PN	°C	38,3	37,1	37,0	37,2	37,5	36,8
MAX GAS CONSUMPTION AT 15 °C - 1023 mbar							
Methane G20 at 20 mbar	m ³ /h	25,19	28,57	33,12	44,97	52,9	63,5
Natural gas G25 at 25 mbar	m ³ /h	29,30	33,24	38,53	52,3	61,5	73,8
Propane G31 at 37 mbar	Kg/h	18,49	20,98	24,32	32,8	38,6	46,3
Butane G30 at 28 mbar	Kg/h	18,77	21,29	24,68	33,5	39,4	47,3
CO ₂ at QN with G20 (tolerance ± 0.2)	%	8,7	8,3	8,3	8,8	8,8	8,7
CO ₂ at QN with G31 (tolerance ± 0.2)	%	10,5	10,0	10,0	10,5	10,5	10,5
NO _x (≤ 70 mg/kWh with GCV)	mg/kWh GCV	≤ 50 Classe 5			43,0	38,2	44,5
ELECTRICAL DATA							
Fan motor electric power	kW x n.	5,5	3x2	4x2	4x2	5,5x2	5,5x2
Fan motor supply voltage		400V/3+N/50Hz					
Fan motor absorption	A	11,3	6,3x2	8,3x2	8,3x2	11,3x2	11,3x2
Fan motor input voltage 3F230V50Hz	A	26	19,6 x 2	11,1x2	14,4x2	19,6x2	19,6x2
Sound pressure (at 5 m)	dB(A)	74	74	75	74	75	75
Degree of protection for the EX version		IP X5D					
ELECTRICAL DATA WITH USEFUL AIR PRESSURE 300 Pa							
Electrical power of the fan motor	kW	7,5	3x2	5,5x2	5,5x2	7,5x2	7,5x2
Fan motor supply voltage		400V/3+N/50Hz					
Fan motor input voltage 3F400V50Hz	A	18	6,3x2	11,3x2	11,3x2	15x2	15x2
Fan motor input voltage 3F230V50Hz	A	26,3	11,1x2	19,6x2	19,6x2	26,3x2	26,3x2
Diameter of flue exhaust connection / Combustion air intake	mm	150/150	200/200		250/250		